



Contents:

Page:

Contents:

Page:

Introduction 2
 Product Identification 3
 ISO 4
 UN 5
 WHIT BSW, BSF, BSP 6
 NPT 6
 NPTF 7

BSPT 7
 Toolholders 8-9
 Standard Toolholders 8
 Toolholders for Conical Threads 8
 Carbide Shank Toolholders 9
 Multi-Insert Toolholders 9

Slim MT

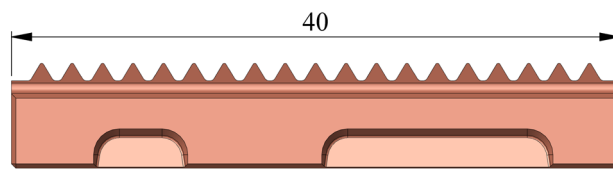
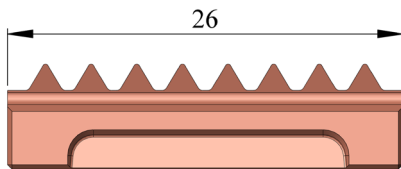
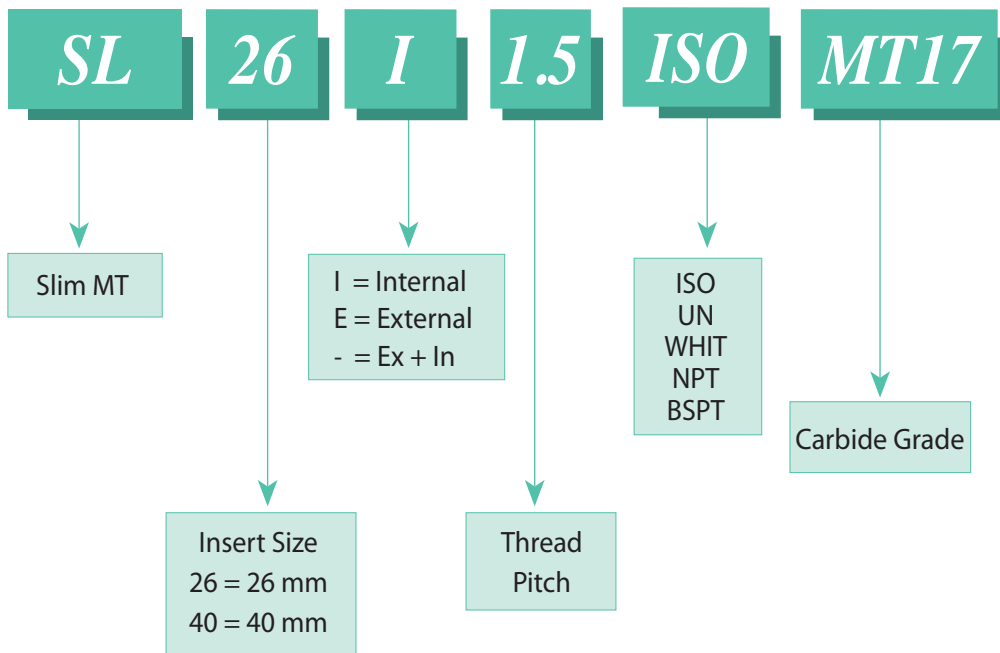
High productivity, Slim cost

A new product line of indexable Mill-Thread inserts and toolholders including multiple straight flutes for machining long threads from small to large diameters.

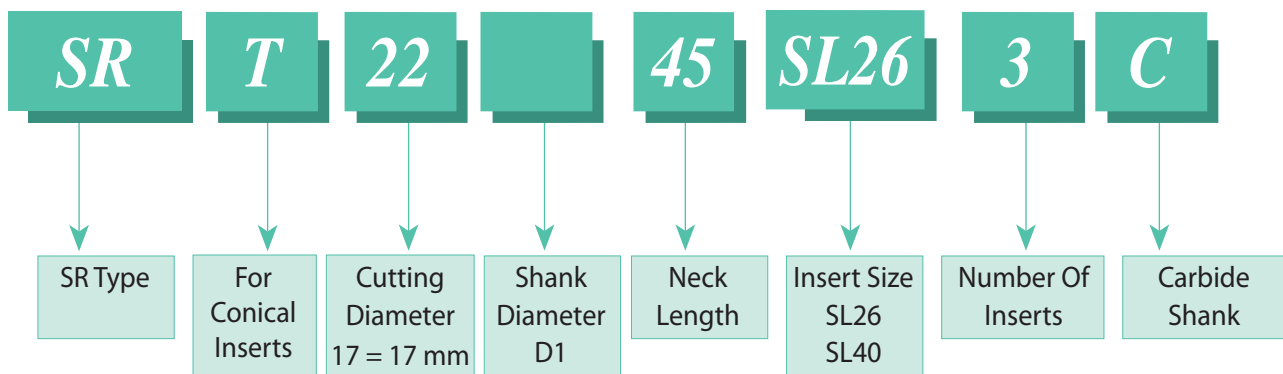
- **Advanced carbide and coating combination for extended tool life and improved productivity**
- **Most inserts are double sided**
- **Nickel coated holders for high wear resistance**
- **Unique clamping mechanism**
- **Large variety of holders & inserts in accordance to international standards**

Product Identification

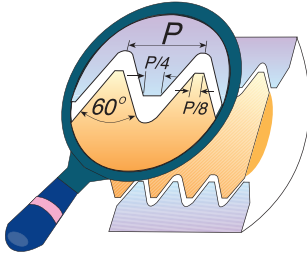
Inserts



Toolholders



ISO

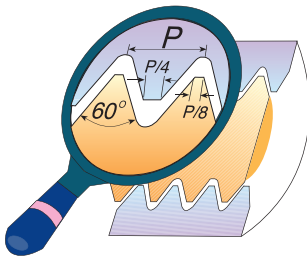


Insert size	Pitch mm	Ex/In	Ordering code	Toolholder
SL 26	0.5	In	SL26 I 0.5 ISO	SR - SL26 - ...
	0.75	In	SL26 I 0.75 ISO	
	1.0	In	SL26 I 1.0 ISO	
	1.0	Ex	SL26 E 1.0 ISO	
	1.5	In	SL26 I 1.5 ISO	
	1.5	Ex	SL26 E 1.5 ISO	
	2.0	In	SL26 I 2.0 ISO	
	2.0	Ex	SL26 E 2.0 ISO	
	2.5	In	SL26 I 2.5 ISO	
	2.5	Ex	SL26 E 2.5 ISO	
	3.0	In	* SL26 I 3.0 ISO	
	3.0	Ex	* SL26 E 3.0 ISO	
SL 40	1.5	In	SL40 I 1.5 ISO	SR - SL40 - ...
	2.0	In	SL40 I 2.0 ISO	
	2.5	In	SL40 I 2.5 ISO	
	3.0	In	SL40 I 3.0 ISO	

* Cannot be used with Toolholder SR17- ... -SL26-2

For Toolholders see pages B03-8 and 9

UN

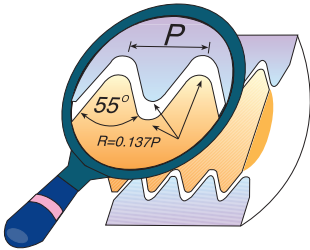


Insert size	Pitch TPI	Ex/In	Ordering code	Toolholder
SL 26	20	In	SL26 I 20 UN	SR - SL26 - ...
	20	Ex	SL26 E 20 UN	
	18	In	SL26 I 18 UN	
	18	Ex	SL26 E 18 UN	
	16	In	SL26 I 16 UN	
	16	Ex	SL26 E 16 UN	
	14	In	SL26 I 14 UN	
	14	Ex	SL26 E 14 UN	
	12	In	SL26 I 12 UN	
	12	Ex	SL26 E 12 UN	
	10	In	SL26 I 10 UN	
	10	Ex	SL26 E 10 UN	
	9	In	* SL26 I 9 UN	
	8	In	* SL26 I 8 UN	
SL 40	16	In	SL40 I 16 UN	SR - SL40 - ...
	14	In	SL40 I 14 UN	
	12	In	SL40 I 12 UN	
	10	In	SL40 I 10 UN	

* Cannot be used with Toolholder SR17- ... -SL26-2

For Toolholders see pages B03-8 and 9

WHIT BSW, BSF, BSP

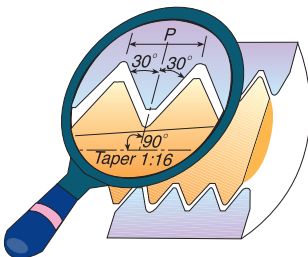


Same insert for External and Internal thread

Insert size	Pitch TPI	Ordering code	Toolholder
SL 26	14	SL 26 - 14 W	SR - SL26 - ...
	11	SL 26 - 11 W	
SL 40	14	SL 40 - 14 W	SR - SL40 - ...
	11	SL 40 - 11 W	

For Toolholders see pages B03-8 and 9

NPT



Conical pipe thread inserts are one-sided and may be used for both External and Internal threading

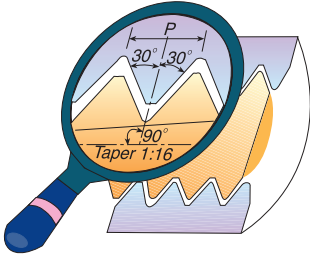
Insert size	Pitch TPI	Ordering code	Toolholder
SL 26	14	SL 26 - 14 NPT	SR - SL26 - ...
	11.5	* SL 26 - 11.5 NPT	

* Cannot be used with Toolholder SRT17-...-SL26-2

For Toolholders see pages B03-8 and 9

For carbide grade and cutting speed see page B12-6

NPTF



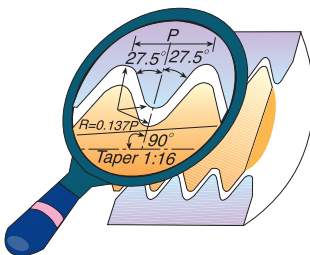
Conical pipe thread inserts are one-sided and may be used for both External and Internal threading

Insert size	Pitch TPI	Ordering code	Toolholder
SL 26	14	SL 26 - 14 NPTF	SR - SL26 - ...
	11.5	* SL 26 - 11.5 NPTF	

* Cannot be used with Toolholder SRT17-...-SL26-2

For Toolholders see pages B03-8 and 9

BSPT



Conical pipe thread inserts are one-sided and may be used for both External and Internal threading

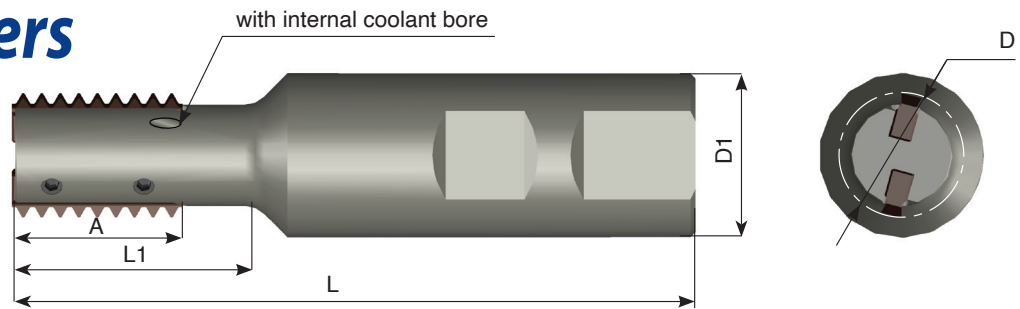
Insert size	Pitch TPI	Ordering code	Toolholder
SL 26	14	SL 26 - 14 BSPT	SR - SL26 - ...
	11	* SL 26 - 11 BSPT	

* Cannot be used with Toolholder SRT17-...-SL26-2

For Toolholders see pages B03-8 and 9

For carbide grade and cutting speed see page B12-6

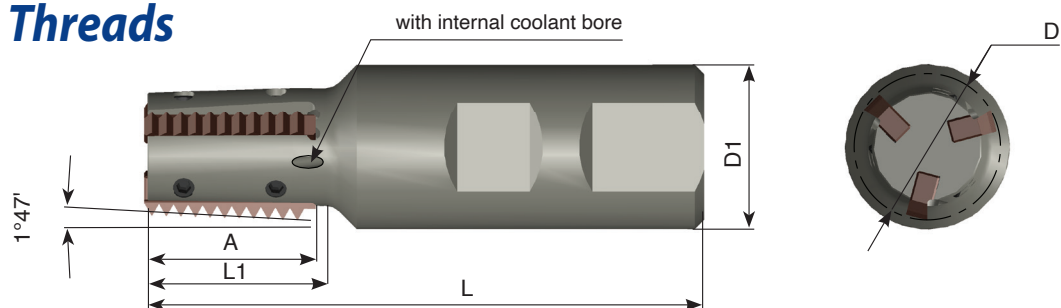
Toolholders



Ordering Code	Insert size=A	D	D1	L	L1	No. of Inserts	Screw	Key
* SR17-20-27-SL26-2	SL 26	17.0	20.0	95	27	2	S4P	K08P
* SR17-20-36-SL26-2		17.0	20.0	105	36	2	S4P	K08P
SR17-27-SL26-2		17.0	25.0	95	27	2	S4P	K08P
SR17-36-SL26-2		17.0	25.0	105	36	2	S4P	K08P
SR19-27-SL26-2		19.0	25.0	95	27	2	S4P	K08P
SR19-40-SL26-2		19.0	25.0	110	40	2	S4P	K08P
SR20-27-SL26-3		20.5	25.0	95	27	3	S4P	K08P
SR20-40-SL26-3		20.5	25.0	110	40	3	S4P	K08P
SR22-28-SL26-3		22.0	25.0	95	28	3	S4P	K08P
SR22-42-SL26-3		22.0	25.0	110	42	3	S4P	K08P
SR22-55-SL26-2		22.0	25.0	125	55	2	S4P	K08P
SR30-80-SL26-3		30.0	25.0	150	80	3	S4P	K08P
SR22-42-SL40-3		SL 40	22.0	25.0	110	42	3	S4P
SR22-65-SL40-2	22.0		25.0	135	65	2	S4P	K08P
SR30-42-SL40-4	30.0		32.0	125	42	4	S4P	K08P
SR30-80-SL40-3	30.0		32.0	160	80	3	S4P	K08P

* Straight shank Toolholder

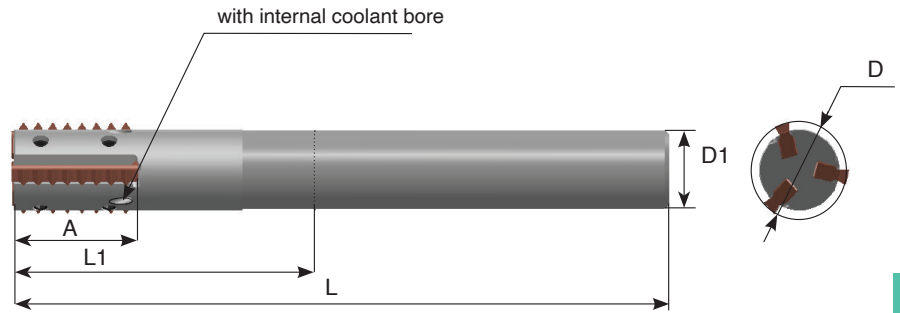
Toolholders for Conical Threads



Ordering Code	Insert size=A	D	D1	L	L1	No. of Inserts	Screw	Key
* SR T 17-20-27-SL26-2	SL 26	17.0	20.0	95	27	2	S4P	K08P
SR T 17-27-SL26-2		17.0	25.0	95	27	2	S4P	K08P
SR T 22-27-SL26-3		22.0	25.0	95	27	3	S4P	K08P
SR T 27-27-SL26-4		27.0	25.0	95	27	4	S4P	K08P

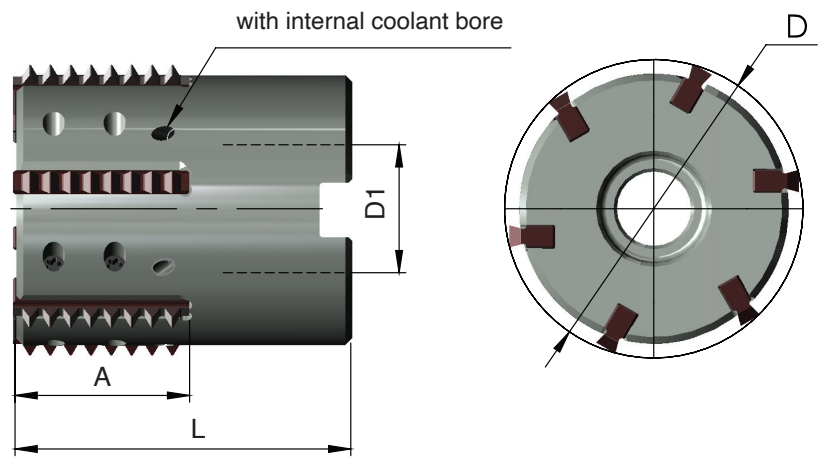
* Straight shank Toolholder

Carbide Shank Toolholders



Ordering Code	Insert size=A	D	D1	L	L1	No. of Inserts	Screw	Key
SR 19-70-SL26-2 C	SL 26	19.0	16.0	135	70	2	S4P	K08P
SR 20-70-SL26-3 C		20.5	16.0	135	70	3	S4P	K08P

Multi-Insert Toolholders



Ordering Code	Insert size=A	D	D1	L	No. of Inserts	Screw	Key
SR 36-16-SL26-5	SL 26	36.0	16	50	5	S4P	K08P
SR 44-22-SL26-6		44.0	22	50	6	S4P	K08P
SR 44-22-SL40-6	SL 40	44.0	22	65	6	S4P	K08P

